



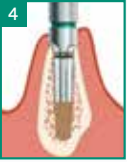




















3.7 mmD Tapered Screw-Vent Implant

3.5 mmD Restorative Platform 	 TSV23G 2.3 mmD Drill 600-850 rpm	 TSV28G 2.8 mmD Drill 600-850 rpm	 TSV34D28G 3.4/2.8 mmD Drill 600-850 rpm	 TT3.7 3.7 mmD Cortical Bone Tap OPTIONAL 15 rpm	Implant Placement: 15-30 rpm  * Manual driver.	Bone Profiling: <50 rpm  BPT3535 BPT3545 BPT3555
	Soft Bone	<input checked="" type="checkbox"/>	<input checked="" type="checkbox"/>	<input checked="" type="checkbox"/>		
Dense Bone	<input checked="" type="checkbox"/>	<input checked="" type="checkbox"/>	<input checked="" type="checkbox"/>	<input checked="" type="checkbox"/>		

4.1 mmD Tapered Screw-Vent Implant

3.5 mmD Restorative Platform 	 TSV23G 2.3 mmD Drill 600-850 rpm	 TSV28G 2.8 mmD Drill 600-850 rpm	 TSV34G 3.4 mmD Drill 600-850 rpm	 TSV38D34G 3.8/3.4 mmD Drill 600-850 rpm	 TT4.1 4.1 mmD Cortical Bone Tap OPTIONAL 15 rpm	Implant Placement: 15-30 rpm  * Manual driver.	Bone Profiling: <50 rpm  BPT3535 BPT3545 BPT3555
	Soft Bone	<input type="checkbox"/>	<input type="checkbox"/>	<input type="checkbox"/>	<input type="checkbox"/>		
Dense Bone	<input type="checkbox"/>	<input type="checkbox"/>	<input type="checkbox"/>	<input type="checkbox"/>	<input type="checkbox"/>		

4.7 mmD Tapered Screw-Vent Implant

4.5 mmD Restorative Platform 	 TSV23G 2.3 mmD Drill 600-850 rpm	 TSV34D28G 3.4/2.8 mmD Drill 600-850 rpm	 TSV38G 3.8 mmD Drill 600-850 rpm	 TSV44D38G 4.4/3.8 mmD Drill 600-850 rpm	 TT4.7 4.7 mmD Cortical Bone Tap OPTIONAL 15 rpm	Implant Placement: 15-30 rpm  * Manual driver.	Bone Profiling: <50 rpm  BPT4545 BPT4555 BPT4565
	Soft Bone	<input checked="" type="checkbox"/>	<input checked="" type="checkbox"/>	<input checked="" type="checkbox"/>	<input checked="" type="checkbox"/>		
Dense Bone	<input checked="" type="checkbox"/>	<input checked="" type="checkbox"/>	<input checked="" type="checkbox"/>	<input checked="" type="checkbox"/>			

6.0 mmD Tapered Screw-Vent Implant

Implant Placement Bone Profiling

5.7 mmD Restorative Platform



TSV23G
2.3 mmD Drill

600-850 rpm



TSV34D28G
3.4/2.8 mmD Drill

600-850 rpm



TSV44D38G
4.4/3.8 mmD Drill

600-850 rpm



TSV51G
5.1 mmD Drill

600-850 rpm



TSV57D51G**
5.7/5.1 mmD Drill

600-850 rpm



TT6.0
6.0 mmD Cortical Bone Tap
OPTIONAL

15 rpm

15-30 rpm



*RH2.5
RHD2.5
*RHL2.5

<50 rpm



BPT5765



*HX3.0-S
HX3.0-D
*HXL3.0-S

* Manual driver.

To be used for implant placement of 6.0 mmD TSV when the fixture mount has been removed.

Soft Bone



Dense Bone



**In dense bone, an optional additional step drill may be used before TSV57D51G: TSV51D44G.

For more information, visit ZimVie.com

ZimVie
4555 Riverside Drive
Palm Beach Gardens, FL 33410
Tel: +1-561-776-6700
Fax: +1-561-776-1272

ZimVie
Restoring Daily Life®

Unless otherwise indicated, all trademarks and intellectual property rights are the property of ZimVie Inc. or an affiliate; and all products are manufactured by one or more of the dental subsidiaries of ZimVie Inc. (Biomet 3i, LLC, Zimmer Dental, Inc., etc.) and marketed and distributed by ZimVie Dental and its authorized marketing partners. For additional product information, please refer to the individual product labeling or instructions for use. Product clearance and availability may be limited to certain countries/regions. This material is intended for clinicians only and does not comprise medical advice or recommendations. Distribution to any other recipient is prohibited. This material may not be copied or reprinted without the express written consent of ZimVie. ZVINST0244 REV A 09/25 ©2025 ZimVie. All rights reserved.

