



Product
Brochure

Spline[®] Implant System







 **ZimVie**

Spline System Product Color-Coding

ZimVie Dental’s Spline color-coding system is located on the Spline surgical kit tray, certain Spline prosthetics and the product packaging. It provides simplicity at a glance by indicating the diameter compatibility of the product, based on the stripe found on the package or surgical kit.

The chart below indicates which color corresponds to each product interface diameter.

COLOR	PRODUCT DIAMETER COMPATIBILITY
 Yellow	3.25 mm
 Blue	3.75 mm & 4.0 mm
 Green	5.0 mm
 Black	Common products that are compatible with more than one diameter (i.e. 3.25 mm & 4.0 mm).

Trademark Information

ImplantMED is a registered trademark of W&H Dentalwerk Bürmoos GmbH. Locator is a registered trademark of and Locator attachments are manufactured by Zest Anchors, Inc. Tutoplast is a registered trademark of Tutogen Medical, Inc. CollaTape, CollaPlug, CollaCote, BioMend, and BioMend Extend are manufactured for ZimVie by Integra LifeSciences Corporation. CollaTape and CollaPlug are registered trademarks of and CollaCote is a trademark of Integra LifeSciences Corporation. ZimVie Socket Repair Membrane is manufactured by Collagen Matrix, Inc.

Table of Contents Implants

Implant Dimensions	4
Spline® Twist™ Implants	5
Spline Reliance™ Cylinder Implants	5
Healing Screws	5
Temporary Gingival Cuffs	6

Prosthetics

Components for Impression Transfers	7
Components for Cement-Retained Restorations	9
Components for Custom Restorations	11
Components for Screw-Retained Restorations	13
Overdenture Attachments	14
Prosthetic Tools and Torque Wrenches	17

Surgical Accessories

ZimVie® Surgical Motor System	18
Surgical Drape Kit	19

Surgical Tools and Information

Surgical Tools	20
Snap® Delivery Tools	23
Miscellaneous Surgical	24
Surgical Tray Diagram and Protocol	25-27

Education Products

Patient Education Material	28
----------------------------	----

Regenerative Products

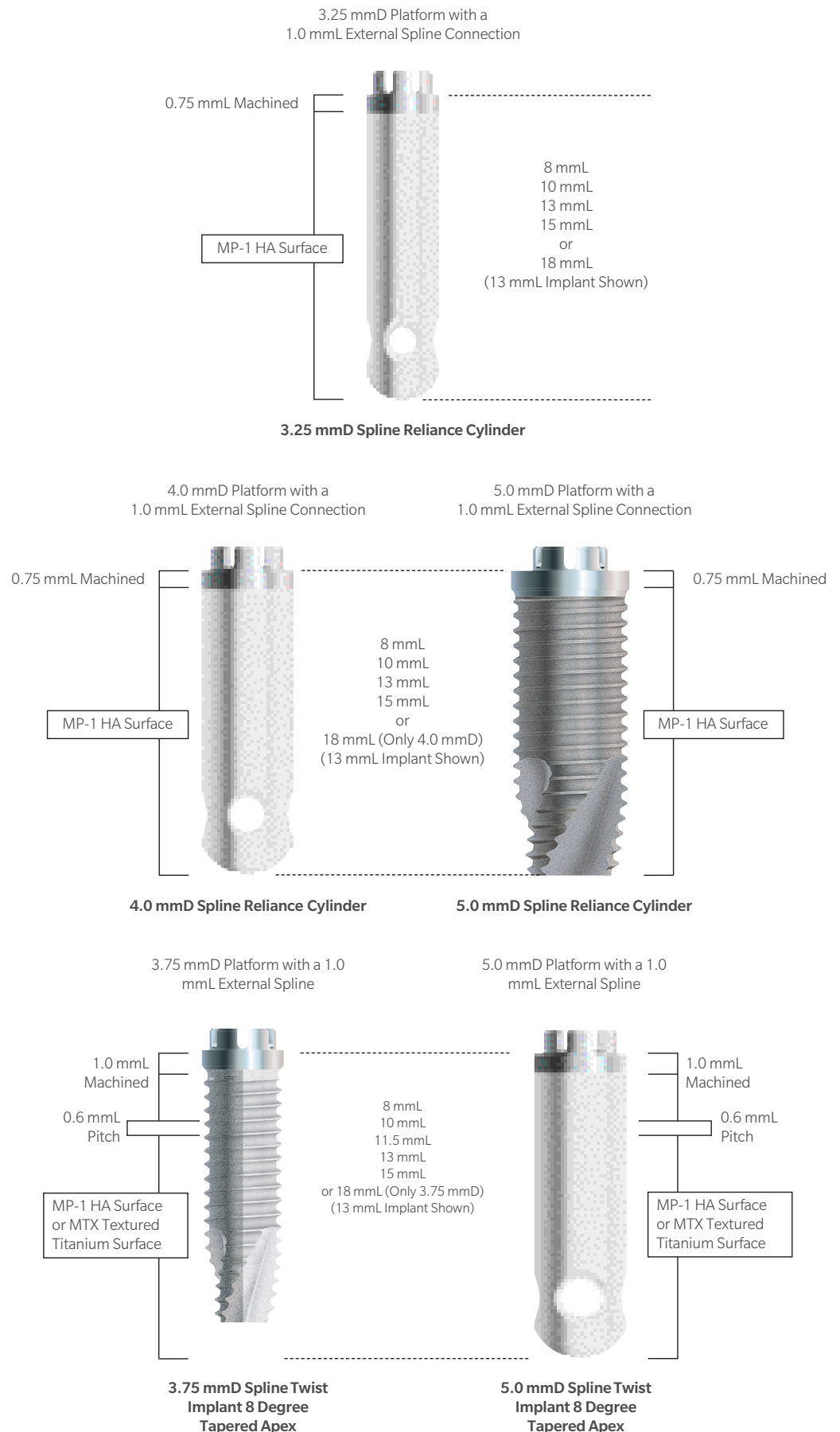
Hard- Tissue Products	29
Soft- Tissue Products	30

NOTE: Images shown in the catalog may not be to scale.

Spline Features/Benefits

The Spline Implant System with external hex connection offers increased strength, reduced micromovement and improved tactile sense of component engagement.

- The interdigitating projections and slots allow the Spline Implant and the abutment to form an exceptionally precise “lock”, reducing joint failure.
- The Spline Twist Implant’s self-tapping spiral flutes reduce surgical time and direct bone chips up and away from the cutting edge.
- The Snap Delivery System allows the implant to be carried directly to patient’s mouth for simple, convenient and sterile insertion.
- Two surface options: MTX™ Microtextured Surface and MP-1® HA Coating.



Spline Twist Implants with MTX Surface

Microtextured titanium alloy, self-tapping and threaded. Sold with one titanium healing screw and driver mount.

Catalog Numbers						
Diameter	8 mmL	10 mmL	11.5 mmL	13 mmL	15 mmL	18 mmL
◆ 3.75 mm	1979	1980	1960	1981	1982	1983
◆ 5.0 mm	1984	1985	1961	1986	1987	•




Spline Twist Implants with MP-1 HA Surface

Hydroxylapatite-coated, self-tapping and threaded. Sold with one titanium healing screw and driver mount.

Catalog Numbers						
Diameter	8 mmL	10 mmL	11.5 mmL	13 mmL	15 mmL	18 mmL
◆ 3.25 mm*	•	2130	2131	2133	2135	•
◆ 3.75 mm	1988	1989	2120	1990	1991	1992
◆ 5.0 mm	1993	1994	2121	1995	1996	•

* Please see IFU 8962 for tapping guidelines.



Spline Reliance Cylinder Implants with MP-1 HA Surface

Hydroxylapatite-coated.

Sold with one titanium alloy healing screw.

Catalog Numbers						
Diameter	8 mmL	10 mmL	13 mmL	15 mmL	18 mmL	
◆ 3.25 mm	1850	1851	1852	1853	1854	
◆ 4.0 mm	1870	1871	1872	1873	1874	
◆ 5.0 mm	1880	1881	1882	1883	•	



Flared Healing Screws

For use directly to the implant subgingivally during healing. Does not engage the Spline on the implant.

Requires the use of 1st Stage Bone Contouring Tools (see page 19).

Catalog Numbers				
Diameter/Flare	1/Pkg	5/Pkg		
◆ 3.25 mm/4.5 mm	2177	2173		
◆ 3.75 mm & 4.0 mm/4.5 mm	2178	2174		
◆ 5.0 mm/6.5 mm	2180	2176		

Flared



Straight Healing Screws

For use directly to the implant subgingivally during healing.

Does not engage the Spline on the implant.

Catalog Numbers			
Diameter/Flare	1/Pkg	5/Pkg	
◆ 3.25 mm/3.25 mm	1500	•	
◆ 3.75 mm & 4.0 mm/4.0 mm	1501	•	
◆ 5.0 mm/5.0 mm	1502	•	

Straight



MP-1 HA Coating

ZimVie Dental’s proprietary MP-1 HA process provides for greater coating stability.

- The **MP-1** HA process increases the average crystalline content of the HA from 77% to >90%, contributing to greater coating stability than lower crystalline HA coatings.¹
- **MP-1** HA Surface is shown to be more stable than competitive HA coatings.² Stability means a surface you can rely on.
- Surface roughness of 4.9 microns has been designed specifically to allow for secured bone apposition²
- In one clinical study, the cumulative 5-year survival rate was 99.3% for almost 4,000 Spline Implants with **MP-1** HA coating.³ Results may vary.
- An osseointegrative scaffold for bone growth.












^{1,2} Burgess AV, Story BJ, La D, Wagner WR, and LeGeros JP. Highly crystalline MP-1™ hydroxylapatite coating Part I: In vitro characterization and comparison to other plasma-sprayed hydroxylapatite coatings. Clin Oral Impl Res. 1999; 10: 245-256.

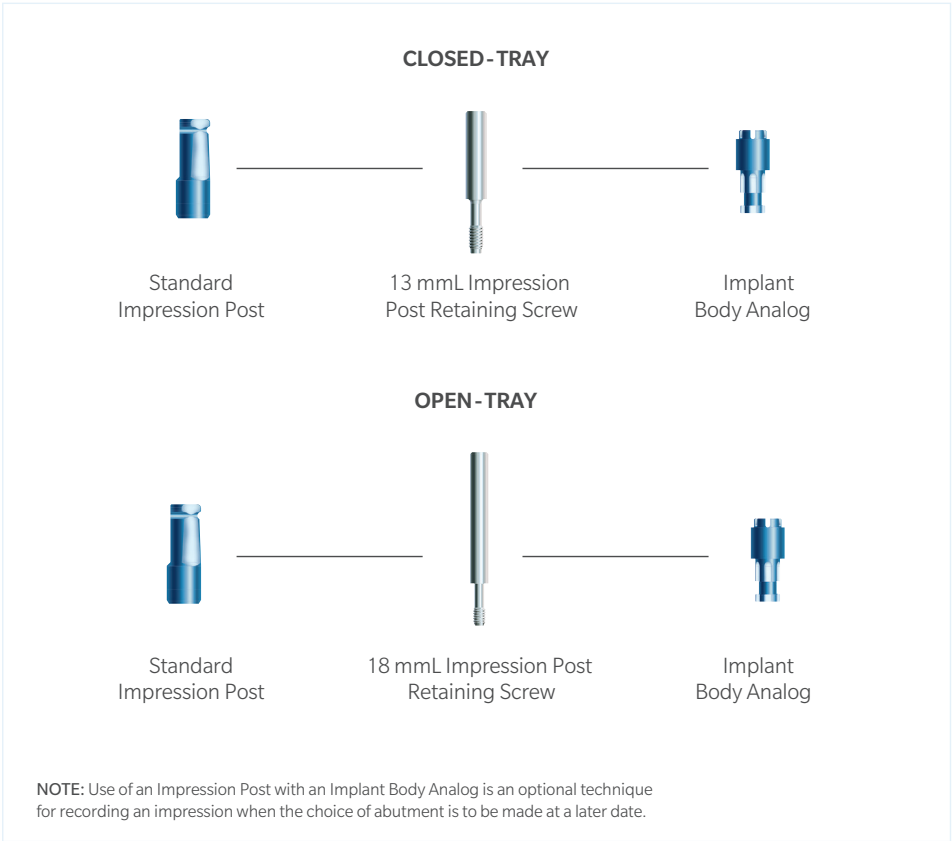
³ Pikos MA, Cannizzaro G, Korompilas L, Turrillas EA, El Askary AES, Rao W, Carusi G, Lauverjat YMP. International retrospective multicenter study of 8130 HA-coated cylinder implants: 5-year survival data. International Magazine of Oral Implantology. 2002;3(1):6-15.

Standard and Narrow Temporary Gingival Cuffs

For use directly to implant to allow healing of the soft tissue. Does not engage the Spline on the implant. **NOTE:** When using Narrow Temporary Gingival Cuffs, you must use the Narrow Impression Post to record the impression. Color-coded by diameter. **One per package.**






	Catalog Numbers				
<div>Standard</div> 	Diameter/Flare	2 mmL Cuff	3 mmL Cuff	5 mmL Cuff	7 mmL Cuff
	 3.25 mm/4.5 mm	1798	1799	1800	1801
	 3.75 mm & 4.0 mm/4.5 mm	1806	1807	1808	1809
	 3.75 mm & 4.0 mm/5.5 mm	1810	1811	1812	•
	 5.0 mm/6.5 mm	1818	1819	1820	1821
<div>Narrow</div> 	 3.25 mm/3.75 mm	•	1941	1942	•
	 3.75 mm & 4.0 mm/No Flare	•	1949	1950	•
	 5.0 mm/No Flare	•	1945	1946	•

Impression Techniques Flow Chart



Standard Impression Posts


For use in recording an impression when the specific abutment has not been determined. Can be used as a general transfer method to record the implant position including orientation of the external Spline to the master model. When using a 5.5 mm Flared Impression Post, use the 5.5 mm Gingival Cuff as well. Color - coded by diameter. Includes 13 mm Retaining Screw. The height of the Impression Post is 13 mm. **One per package.**

Catalog Numbers						
 	Diameter/Flare	4.5 mm Flare	5.5 mm Flare	6.5 mm Flare	13 mL Replacement Retaining Screw	18 mL Open-Tray Retaining Screw
	 3.25 mmD	1834	•	•	1826	1833
	 3.75 mmD & 4.0 mmD	1836	1837	•	1826	1833
	 5.0 mmD	•	•	1839	1826	1833

Color - Coding System

Simplifies Implant Restoration

- Impression Posts
- Implant Body Analogs
- Temporary Gingival Cuffs



These Spline prosthetic components are color-coded by diameter to facilitate communication between all members of the implant team.

The color system of yellow, blue and green allows for easy identification of the implant diameter and is consistent with the colors on the Spline product packaging and Dríva surgical kits to further simplify implant placement and restoration.

Yellow	3.25 mm
Blue	3.75 mm/4.0 mm
Green	5.0 mm
Black	Common products that are compatible with more than one diameter.

Short Impression Posts

For use in recording an impression for implants placed in limited occlusal spaces. Can be used as a general transfer method to record the implant position, including orientation of the external Spline to the master model. Color-coded by diameter. Includes a Retaining Screw. The height of the Impression Post is 9 mm. **One per package.**

Catalog Numbers					
Diameter/Flare	4.5 mmD Flare	5.5 mmD Flare	6.5 mmD Flare	Replacement Retaining Screw	13 mmL Open-Tray Retaining Screw
3.25 mmD	1822	•	•	1537	1826
3.75 mmD & 4.0 mmD	1823	1824	•	1537	1826
5.0 mmD	•	•	1825	1537	1826

Narrow Impression Posts

For use in recording an impression for implants placed in limited interdental spaces. Can be used as a general transfer method to record the implant position, including orientation of the external Spline to the master model. **NOTE:** When using the Narrow Impression Post, you must use the Narrow Temporary Gingival Cuff. Color-coded by diameter. Includes a 13 mm Retaining Screw. The height of the Impression Post is 13 mm. **One per package.**

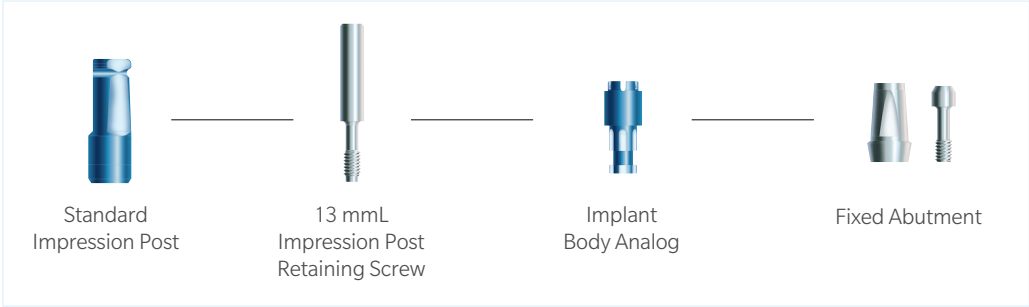
Catalog Numbers					
Diameter/Flare	3.75 mm Flare	No Flare	6.5 mmD Flare	13 mmL Replacement Retaining Screw	18 mmL Open-Tray Retaining Screw
3.25 mmD	1943	•	1826	1833	1826
3.75 mmD & 4.0 mmD	•	1951	1826	1833	1826
5.0 mmD	•	1947	1826	1833	1826

Implant Body Analogs

Replica of the implant for a laboratory model. Color-coded by diameter. **One per package.**

Catalog Numbers	
Diameter/Flare	Catalog No.
3.25 mmD	1830
3.75 mmD & 4.0 mmD	1831
5.0 mmD	1832


Cement-Retained Restoration Flow Chart



NOTE: For cases requiring angulation correction, use a Preangled 17° Fixed Abutment. The use of a Temporary Abutment is an optional technique when a temporary prosthesis, for up to six weeks, is desired.






Temporary Abutments

For use in fabrication of temporary or provisional restorations. Single use. Includes a Retaining Screw. **One per package.**

Catalog Numbers				
	Diameter/Flare	Engaging	Non-Engaging	Replacement Retaining Screw
	3.25 mmD	2050	1998	1537
	3.75 mmD & 4.0 mmD	2051	1999	1537
	5.0 mmD	2052	2000	1537


Fixed Abutments

For use as a terminal or intermediate abutment for cement-retained prostheses. Abutments must be parallel to within 7.5° or be prepped to be parallel. At least 3 mm of the tapered cone must be available for cementing. This abutment can be used for single tooth or splinted to other abutments. Single use. ZimVie Dental does not recommend casting to titanium abutments. Includes a Retaining Screw. **One per package.**

Catalog Numbers						
	Diameter/Flare		0.5 mm Cuff	1 mm Cuff	2 mm Cuff	4 mm Cuff
		3.25 mmD/4.5 mmD	1506	1507	1508	1510
		3.75 mmD & 4.0 mmD/4.5 mmD	1518	1519	1520	1522
		3.75 mmD & 4.0 mmD/5.5 mmD	1524	1525	1526	1528
		5.0 mmD/6.5 mmD	•	1503	1504	1505
	Replacement Retaining Screw		1537	1537	1537	1541

Fixed Abutments, Preangled 17°


For use as a terminal or intermediate abutment for cement-retained prostheses when long axis of the abutment needs to be changed up to 25°. Abutment can be used for single tooth or splinted restorations. Single use. ZimVie Dental does not recommend casting to titanium abutments. Includes a Retaining Screw. **One per package.**

Catalog Numbers			
	Diameter/Flare	1 mm Cuff	3 mm Cuff
	3.25 mmD/4.5 mmD	1730	1731
	3.75 mmD & 4.0 mmD/4.5 mmD	1732	1733
	5.0 mmD/6.0 mmD	1734	1735
	Replacement Retaining Screw	1537	1537

MTX Surface Allows for Increased Bone Apposition¹

ZimVie's proprietary MTX Surface has been shown to allow for increased bone apposition compared to machined surfaces! In a recent clinical evaluation the MTX Surface achieved excellent bone-to-implant contact and osteoconductive capacity.²

- Implants are textured with soluble, biocompatible grit-blasting medium
- Cutting grooves remain intact for efficient self-tapping
- MTX process results in a uniform texture of closely-spaced micropits



¹ Trisi P, Marcato C, Todisco M. Bone-to-implant apposition with machined and MTX micro-textured implant surfaces in human sinus grafts. Int J Periodontics Restorative Dent. 2003;23(5):427-437.

² Todisco M, Trisi P. Histomorphometric evaluation of six dental implant surfaces after early loading in augmented human sinuses. J Oral Implantol. 2006;32(4):153-166.

Prepable Abutments

For use in fabrication of temporary or provisional restorations. Single use. Includes a Retaining Screw. **One per package.**



Catalog Numbers

Diameter/Flare	Description	Catalog No.
3.25 mmD	Titanium Prepable Abutment	1618
3.75 mmD & 4.0 mmD	Titanium Prepable Abutment	1619
5.0 mmD	Titanium Prepable Abutment	1620

PureForm™ Ceramic Copings

Must be used with PureForm Core Abutment. All copings flare from a 4.5 mmD base and can be used with any size Core Abutment. Porcelain is applied directly to the Ceramic Copings. Single use only.

Catalog Numbers

Description	Height	Catalog No.
Ceramic Coping, Large Incisor	10.5 mm	CCLG
Ceramic Coping, Large Incisor, 17°	10.4 mm	CCLG17
Ceramic Coping, Small Incisor	9.8 mm	CCSM
Ceramic Coping, Small Incisor, 17°	9.6 mm	CCSM17
Ceramic Coping, Canine	10.8 mm	CCCN
Ceramic Coping, Premolar	8.8 mm	CCPM

PureForm Core Abutments

Used with Ceramic Copings listed above. All sizes flare to 4.5 mmD. Abutment height is 4.9 mm above the cuff. Single use only.

Catalog Numbers



Diameter/Flare	0.5 mm Cuff	1.5 mm Cuff
3.25 mmD	CAS3S	CAS3L
4.0 mmD	CAS4S	CAS4L
5.0 mmD	CAS5S	CAS5L
Replacement Retaining Screw	MHLAS	MHLAS

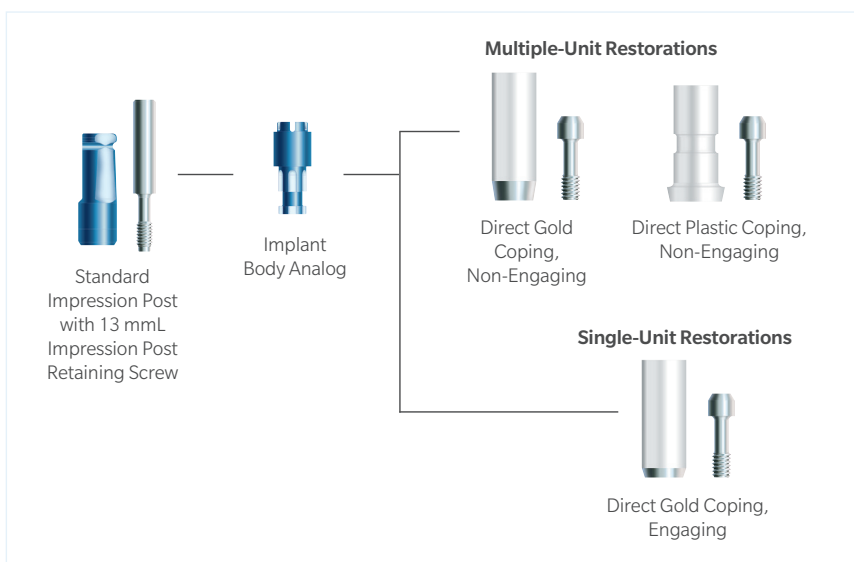
Try-in Kits and Pins

Catalog Numbers




Description	Catalog No.
Lab Try-in Kit Includes 6 plastic shapes and storage box. Use with Core Abutment or Core Abutment Try-in Kit.	PTKIT
Core Abutment Try-in Kit For Splines Implants, set of 6 metal abutment try-ins. Color-coded by diameter.	CASKIT
Surgical Try-in Pin (Used After Pilot Drill)	CCSTP

Custom Restoration Flow Chart




Direct Gold Copings with Plastic Waxing Sleeve, Engaging

For use when screw-retention of a single tooth is desired, engaging the prosthesis directly to the implant body, bypassing any abutment. Use for subgingival margins, when minimum interocclusal space is available, when the soft tissue thickness is minimal and for custom casting of an abutment. Includes a Retaining Screw. **One per package.**

Catalog Numbers				
	Diameter/Flare	0.5 mm Cuff	1 mm Cuff	Replacement Retaining Screw
	● 3.25 mmD/4.5 mmD	1671	•	1537
	● 3.75 mmD & 4.0 mmD/4.5 mmD	1677	•	1537
	● 5.0 mmD/6.5 mmD	•	1668	1537


Direct Gold Copings with Plastic Waxing Sleeve, Non-Engaging

For use in multiple-unit cases. Includes a Retaining Screw. **One per package.**

Catalog Numbers				
	Diameter/Flare			1 mm Cuff
	● 3.75 mmD & 4.0 mmD/4.5 mmD			1686
	● 5.0 mmD/6.5 mmD			1665
	Replacement Retaining Screw 1/Pkg			1537

Direct Plastic Copings, Non-Engaging

For use in multiple-unit cases. Includes a Retaining Screw.

Catalog Numbers				
	Diameter/Flare	Plastic Copings & Retaining Screws 2 Ea/Pkg	Plastic Copings Only 1/Pkg	Replacement Retaining Screw 1/Pkg
	● 3.75 mmD & 4.0 mmD	1661	1663	1537
	● 5.0 mmD	1662	1664	1537

A Proven Stronger Connection

- Spline Dental Implant System proven to be stronger than external hex designs¹
- Interdigitating projections and slots provide exceptionally precise fit¹
- Enhanced sense of engagement²
- Solves rotational problems²
- Reduces micro-movement²

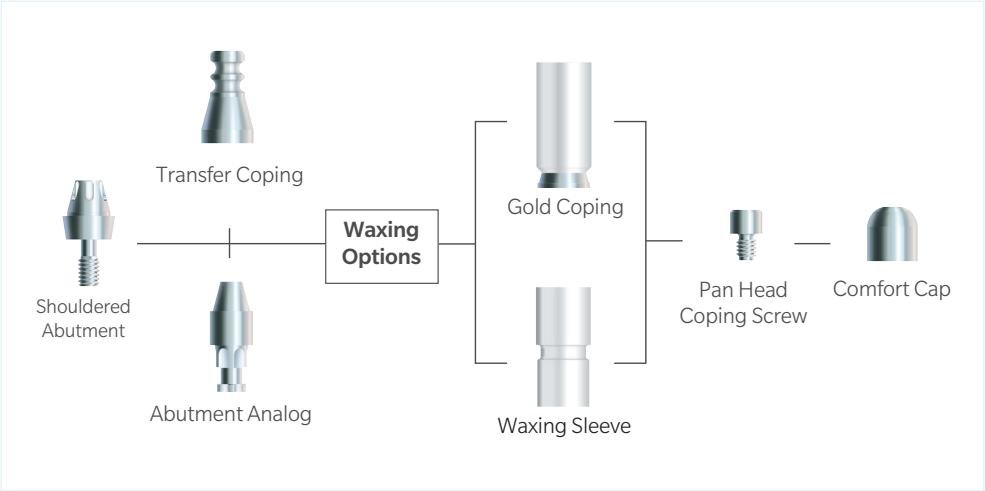


The high-strength Spline Implant interface allows the implant and the abutment to form a precise “lock,” reducing joint failure.

¹ Binon PP. Implants and components: entering the new millennium. Int J Oral Maxillofac Implants. 2000;15:76-94.

² Binon PP. The Spline implant: design, engineering, and evaluation. Int J Prosthodont. 1996;9:419-433.





Screw-Retained Restoration Flow Chart



NOTE: Use of an Impression Post with an Implant Body Analog is an optional technique for recording an impression when choice of the abutment is to be made at a later date. (Drawings not to scale.)

Shouldered Abutments

For use when screw retention of a prosthesis is desired, e.g., bars, bridges and implants that are within 30° of each other. This abutment does not engage the Spline connection and can be used for multiple-unit restorations only. **One per package.**

	Catalog Numbers					
	Diameter/Flare	1 mm Cuff	2 mm Cuff	3 mm Cuff	4 mm Cuff	5 mm Cuff
	 3.25 mmD/4.5 mmD	1561	1562	1563	1564	1565
	 3.75 mmD & 4.0 mmD/4.5 mmD	1572	1573	1574	1575	1576
	 5.0 mmD/6.5 mmD	1587	1588	•	1589	•


Comfort Caps

Threads onto the Shouldered Abutment. **One per package.**

Catalog Numbers			
	Height	4.5 mmD Flare	6.5 mmD Flare
	5 mm	1915	1917

Shouldered Abutment Transfer Copings

Threads onto the Shouldered Abutment for an abutment-level impression. This method transfers the Shouldered Abutment position. Use with shouldered Abutment Analog. **One per package.**

Catalog Numbers			
	Height	4.5 mmD Flare	6.5 mmD Flare
	8 mm	1633	1632

Shouldered Abutment Analogs

Replica of the Shouldered Abutment for the laboratory model. This analog transfers the Shouldered Abutment position. Use With Shouldered Abutment Transfer Coping. **One per package.**



Catalog Numbers		
Description	4.5 mmD Flare	6.5 mmD Flare
Shouldered Abutment Analogs	1657	1660

Shouldered Abutment Seating Tool

Used to positively seat the Splined Shouldered Abutment to the implant. **One per package.**



Catalog Numbers	
Description	Catalog No.
Shouldered Abutment Seating Tool	2740

Shouldered Abutment Waxing Sleeves

Fits over the Shouldered Abutment and is secured with the Coping Screw.
Wax-up is developed around the sleeve. For splinted restorations only. **Two per package.**



Catalog Numbers		
Height	4.5 mmD Flare	6.5 mmD Flare
10 mm	1645	1648

Shouldered Abutment Gold Copings with Waxing Sleeve

An alternative to the plastic waxing sleeve for developing the casting for Shouldered Abutment splinted restorations. Provides machine-milled surface. Made from a cast-to-alloy. Attached plastic waxing sleeve allows for direct wax-up of the restoration. **One per package.**



Catalog Numbers		
Height	4.5 mmD Flare	6.5 mmD Flare
10.4 mm	1609	1612

Pan Head Coping Screw

Used to retain prostheses seated on the Shouldered Abutment. **Two per package.**



Catalog Numbers	
Description	Catalog No.
Pan Head Coping Screw	1621

Locator® Overdenture Attachments

Locator Attachments are available for the Spline Dental Implant System.



The Locator Overdenture Attachment is the ideal solution for overdenture restorations.

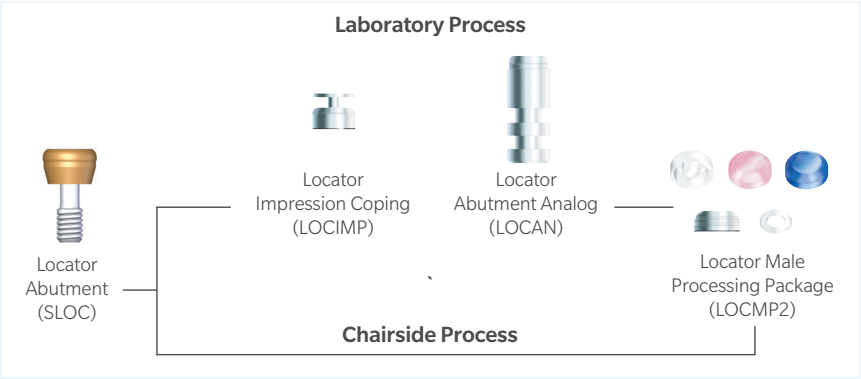
- **Low Profile.** A low vertical height makes the Locator Overdenture Attachment an effective option for treatment of a wider range of patients.
- **Easy for Patients.** Self-locating attachment gives patients the ability to easily position and place their overdentures.
- **Predictable.** Dual-retention and tremendous durability ensure long-lasting stability and performance.¹
- **Versatile.** A variety of options for retention and angulation correction lets you tailor the case to fit the needs of the patient.

The Locator Bar Attachment System is available for use when the splinting of implants is desired to increase the stability of a bar. This system encompasses the same self-aligning feature, dual-retention, long-lasting durability, and low attachment profile as the Locator Overdenture Attachment System.





The Locator Bar Attachment System provides three options for the fabrication of a resilient attachment on an implant-retained cast alloy or milled titanium bar: a Drill and Tap system, a Laser Welding system, and a Cast-To option.

¹ Data on file with Zest Anchors, Inc.

Locator Overdenture Restoration Flowchart














Locator Overdenture Attachments



	Catalog Numbers					
	Diameter/Flare	1 mm Cuff*	2 mm Cuff	3 mm Cuff	4 mm Cuff	5 mm Cuff
	 3.25 mmD	SLOC3/1	SLOC3/2	SLOC3/3	SLOC3/4	SLOC3/5
	 3.75 mmD & 4.0 mmD	SLOC4/1	SLOC4/2	SLOC4/3	SLOC4/4	SLOC4/5
	 5.0 mmD	SLOC5/1*	SLOC5/2	SLOC5/3	SLOC5/4	SLOC5/5

*NOTE: The cuff height for part SLOC5/1 is 0.86 mmL.


Locator Attachment Components

Catalog Numbers			
	Description	Qty	Catalog No.
  	Male Processing Package, Includes 2 Each of Metal Housings with Black Processing Males, Block-Out Spacers, Clear, Pink and Blue Replacement Males	2 Ea	LOCMP2
	Male Processing Package, Includes 10 Each of Parts Listed Above	10 Ea	LOCMP10
	Paralleling Post	4	LOCPP
	Replacement Male, 5 lbs. (Clear)	4	LOCRMW
	Replacement Male, Light Retention, 3 lbs. (Pink)	4	LOCRMP
	Replacement Male, Extra Light Retention, 1.5 lbs. (Blue)	4	LOCRMB
	Extended Range Replacement Male, 4 lbs. (Green)	4	LOCRMG
	Extended Range Replacement Male, Light Retention, 1.5 lbs. (Red)	4	LOCRMW


Locator Abutment Transfer Components

Catalog Numbers			
	Description	Qty	Catalog No.
	Impression Coping, Includes Black Processing Male	4	LOCIMP
	Female Analog, 4 mmD (For Use with 3.25 mmD and 3.75/4.0 mmD Spline Implants)	4	LOCAN/4
	Female Analog, 5 mmD (For Use with 5.0 mmD Spline Implant)	4	LOCAN/5

Locator Bar Attachment System – Drill and Tap Components

Catalog Numbers			
	Description	Qty	Catalog No.
	Locator Bar Female (2 mm Thread)	2	LOCBF2
	Locator Yellow Bar Processing Package	2	LOCBPP
	Locator Bar Drill and Tap Holder	1	LOCETH
	Locator 2.0 mm Castable Threaded Insert (Optional)	10	LOCCTI
	Locator 2.0 mm Bar Tap (2 mm Thread)	1	LOCBT2
	Locator 1.7 mm Bar Drill (2 mm Thread)	1	LOCBD


Locator Bar Attachment System – Laser Weld Components

Catalog Numbers			
	Description	Qty	Catalog No.
	Locator Laser Bar Female (Stainless Steel)	2	LOCLBF
	Locator Yellow Bar Processing Package	2	LOCBPP
	Locator Paralleling Mandrel	1	LOCPMAND

Locator Bar Attachment System – Cast-To Components

Catalog Numbers			
	Description	Qty	Catalog No.
	Locator Cast-To Bar Female	2	LOCCTB
	Locator Yellow Bar Processing Package	2	LOCBPP
	Locator Paralleling Mandrel	1	LOCPMAND

Locator Tools

Catalog Numbers			
	Description	Qty	Catalog No.
	Locator Core Tool	1	LOCCT2
	Locator Core Tool Replacement Tip (Fits LOCCT)	1	LOCCTR
	Locator Torque Wrench Insert Driver, 15 mmL, for TW20 and TW30	1	LOCTW15
	Locator Torque Wrench Insert Driver, 21 mmL, for TW20 and TW30	1	LOCTW21



ZimVie Dental Preferred Laboratory[®] Network

Enhance the productivity of your laboratory.

The Preferred Laboratory Network is an innovative program that provides member laboratories with opportunities for training and support needed to complete successful dental implant restorations.

The Preferred Laboratory Network creates a unique partnership between the laboratory, the restorative doctor, and ZimVie Dental. Working together, we can expand the scope of your laboratory's implant services. We'll keep you up-to-date on the latest trends and advances in implant dentistry, and provide the essentials for dental implant predictability.

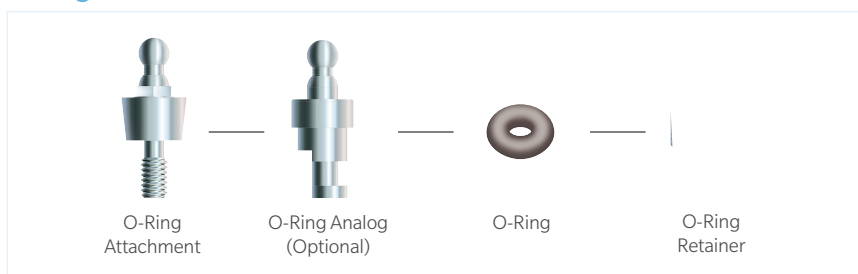
A complete listing of our Preferred Laboratory Network is available on our website at:

www.ZimViebiometdental.com.

If you are interested in joining this professional program, contact our programs department at:









1-800-342-5454 for more information.

O-Ring Overdenture Attachments


















O-Ring Attachments

For retaining overdentures or partial dentures when resilience and facilitated oral hygiene are desired. Includes one O-Ring Attachment, two O-Rings, and one O-Ring Retainer.

Catalog Numbers					
	Diameter/Flare	2 mm Cuff	3 mm Cuff	4 mm Cuff	5 mm Cuff
	 3.25 mmD/4.5 mmD Flare	1636	1637	1638	1639
	 3.75 mmD & 4.0 mmD/4.5 mmD Flare	1640	1641	1642	1643
	 5.0 mmD/No Flare	1652	1653	1654	1655
	O-Ring Analog	1939			
	O-Ring Retainer 2/Pkg	0767			
	Replacement O-Rings 6/Pkg	0768			
	O-Ring Seating Tool	0769			

Prosthetic Tools and Torque Wrenches

Catalog Numbers		
	Description	Catalog No.
	Hex Drive Seating Tool Kit, 0.050"D (1.25 mmD) Set of 2 Hex Tools: 1 Long and 1 Short/Pkg*	0721
	Latchlock Hex Drive Seating Tool, 0.050"D 1 Long and 1 Short/Pkg*	0543
	Shouldered Abutment Seating Tool 1/Pkg	2740
	O-Ring Seating Tool 1/Pkg	0769
	Torque Wrench, 30 Ncm	TW30
	Torque Wrench, 20 Ncm	TW20
	Torque Wrench Hex Driver 1.25 mmD, for TW20 and TW30*	TW1.25
	Long Torque Wrench Hex Driver 1.25 mmD, for TW20 and TW30*	TW1.25L
	Locator Torque Wrench Insert Driver, 15 mmL, for TW20 and TW30	LOCTW15
	Locator Torque Wrench Driver, 21 mmL, for TW20 and TW30	LOCTW21
	Locator Core Tool	LOCCT2
	Locator Core Tool Replacement Tip (Fits LOCCT)	LOCCTR
	Prosthetic Kit Tray, Autoclavable (Empty)	0498
	Hex Inserts, 0.050"D 1 Long and 1 Short/Pkg*	
	Shouldered Abutment Inserts 1 Long and 1 Short/Pkg	0491

* NOTE: Spline Healing Screws require 0.035" Hex Drive Tools, Catalog No. 1845. See page 21.

ZimVie Surgical Motor System

The critical clinical virtues: simplicity, reliability, convenience.



The result of years of research, development and refinement by industry leader W&H, the ZimVie Surgical Motor System is the finest in intelligent design and simplicity. It is an essential component of our philosophy of providing total solutions for dental professionals around the world.

The ready-to-use system comes complete with a motor, console, irrigation tubing, and foot pedal.

ZimVie Surgical Motor System

System Features

- Designed for implantology and other maxillofacial applications
- Simple, user-friendly programs and maintenance-free features for convenience and time savings
- Increased torque control for confidence during surgeries
- Quiet performance of motor and handpieces
- Wide speed range of 300 to 40,000 rpm (1:1)
- Worldwide service locations**



ZimVie Surgical Motor System

Catalog Numbers

Description	Catalog No.	Qty
ZimVie Surgical Motor System* (100-130V)	00900125	1
ZimVie Surgical Motor System* (220-240V)	00900124	1

* Each system includes: console, motor, motor holder, foot control, irrigation stand, testing gauge for burs, oil spray cap for handpieces, 3 sets of one-piece, disposable irrigation tubing and power cords.

** Contact your local sales representative, distributor or call ZimVie Dental Customer Service for information regarding service center locations.

Surgical Handpieces

Catalog Numbers

Description	Catalog No.	Qty
WI-75 E/KM Contra-Angle Handpiece 20:1 (Includes Y-Connector Assembly, Internal Bur Coolant Tube)	10207557	1
WS-92 Contra-Angle Handpiece 1:2	10209201	1
S-11 Straight Handpiece 1:1	00001100	1
S-12 Angled Handpiece 1:2	10101200	1
S-8 R Reciprocating Saw	10100801	1
S-8 O Oscillating Saw	10100802	1
S-8 S Sagittal Saw	10100803	1

Surgical Saw Blades

Catalog Numbers

Description	Length	Catalog No. (1/Pkg)	Catalog No. (5/Pkg)
Reciprocating	15 mm	04726000	04800100
Reciprocating	20 mm	04725900	04800000
Reciprocating	30 mm	04725700	04799900
Oscillating	8 mm	04800500	N/A
Oscillating	15 mm	04800400	N/A
Sagittal	6 mm	04726200	04800300
Sagittal	10 mm	04726100	04800200

ATTENTION: Part #02139800, Testing gauge for burs provided with the motor is a required part for proper use of all W&H handpieces. This gauge tests the condition of the burs for wear. If burs are not tested prior to use, they can jam inside the handpiece and severely damage the mechanisms. Call ZimVie Dental for additional information.

Irrigation Accessories

Catalog Numbers		
Description	Catalog No.	Qty
One-Piece Irrigation Tubing Set, Disposable	04363600	6
One-Piece Irrigation Tubing Set, Autoclave	04719400	1
Irrigation Spike with Roller, Autoclave	0285540R	1
Pump Tubing with Connectors, Autoclave	04013900	1
Spare Pump Tubing without Connectors, Autoclave	04014000	3
Irrigation Tubing, 2.2m, Disposable	00929300	10
Internal Bur Coolant Tube	02610500	1
Y-Connector	02653901	1
Y-Tube Assembly	02654700	1
Set of Tube Clamps	04019000	1
Spray Clip for External/Internal Irrigation	04757100	1
Irrigation Stand	04005900	1

Micromotors and Accessories

Catalog Numbers		
Description	Catalog No.	Qty
Motor with Cable for ZimVie Surgical Motor System, 1.8m	04720022	1
Motor with Cable for ImplantMED® Surgical Motors, 1.8m	04009600	1
Motor Holder for ZimVie Surgical Motor System	04735700	1
Oil Spray Cap for Handpieces*	02038200	1
Testing Gauge for Burs	02139800	1
Sterilizing Protector for Motor	04032600	1
Sterilizing Box for Motor	04013500	1
Transportation Case	04013600	1
ST-GC Treatment Trolley with Shelf	04541900	1

* Call for service oil ordering instructions.

Aseptic Surgical Drape Kit

Catalog Numbers		
Model	Catalog No.	Qty
Complete Surgical Drape Kit	ASD	1 Ea
Split Drape (53"x 77")	Hose Cover	
Towels (2)	Tray Foam (14"x 18")	
Light Handle Covers (2)	Table Cover	
Sterile Pouch	CSR Wrap	
Cap	Foam (2)	
Gowns (2)		

Dríva™ Surgical Drills

High performance Dríva Reusable Drills offer clear-cut advantages.

Through extensive research and testing, ZimVie has developed the Dríva Reusable Drill, providing high levels of strength and cutting efficiency. The progressive design improves confidence when creating an osteotomy by delivering:


- Improved coating. Revolutionary corrosion-resistant coating protects drill sharpness.
- Enhanced visibility. Grooved and laser-etched depth bands facilitate visual measurement, along with a matte finish that reduces glare, for an optimal surgical experience.



Surgical Autoclave Kit for 3.25 mm and 4.0 mm Implants

Catalog Numbers		
Description	Catalog No.	Qty/Pkg
Surgical Kit	2410A	1 Ea
Surgical Box and Tray	2401	
Round Bur	1203	
Dríva Pilot Drills, 8-13 mmL/8-18 mmL	1201A/1202A	
3.0 mmD Dríva Intermediate Drills, 8-13 mmL/8-18 mmL	1204A/1205A	
3.25 mmD Countersink Drill	1206	
3.25 mmD Dríva Final Drills, 8-13 mmL/8-18 mmL	1207A/1208A	
4.0 mmD Countersink Drill	1209	
4.0 mmD Dríva Final Drills, 8-13 mmL/8-18 mmL	1210A/1211A	
Drill Extension	DE	
Parallel Pins, Straight (Qty 4)	1230	
Parallel Pins, 15° (Qty 2)	1231	
Implant Body Try-ins 3.25 mmD/4.0 mmD/4.5 mmD	0414/0798	
Tapper Tips (Qty 4)	0889	
Tapper Handle	0817	
Implant Body Retriever	0415	
Tissue Punch	0816	
0.035"D Hex Drivers, Short/Long (Qty 1 Ea)	1845	
0.050"D Hex Drivers, Short/Long (Qty 1 Ea)	0721	
2nd Stage Bone Contouring Tools, 3.25 mm x 4.5 mm/4.0 mm x 4.5 mm	2403/2404	
Manual Driver	2302	
Threaded Implant Delivery Tools not included.		

Note: For detailed image of tray see pg 25.



Note: The following kit configurations are required to place the associated implants.

Implant

- Spline Twist Implant, 3.75 mmD
- Spline Twist Implant, 5.0 mmD
- Spline Reliance Cylinder, 3.25 mmD
- Spline Reliance Cylinder, 4.0 mmD
- Spline Reliance Cylinder, 5.0 mmD

Surgical Kits Required

- 2410A + 2294
- 2410A + 2414A + 2294
- 2410A
- 2410A
- 2410A + 2412A

Surgical Kit for 5.0 mm Spline Reliance Cylinder and Spline Twist Implants




Catalog Numbers		
Description	Catalog No.	Qty/Pkg
Surgical Kit	2412A	1 Ea
4.5 mmD Driva Intermediate Drills, 8-13 mmL/8-15 mmL	1212A/1213A	
5.0 mmD Countersink Drill	1214	
5.0 mmD Driva Final Drills, 8-13 mmL/8-15 mmL	1215A/1216A	
4.5 mmD Implant Body Try-in	1649	
2nd Stage Bone Contouring Tool, 5.0 mmD x 6.5 mmD	2406	
Surgical Tray and Threaded Implant Delivery Tools not included.		

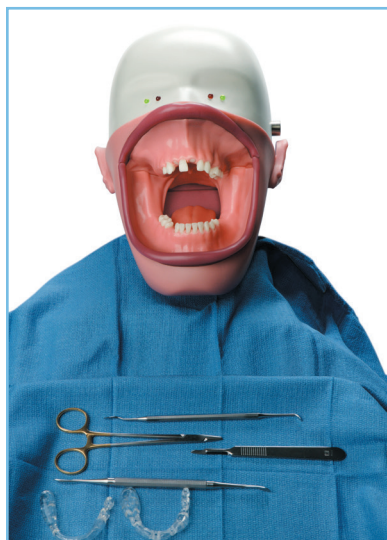
Surgical Kit for 5.0 mm Spline Twist Implants

Catalog Numbers		
Description	Catalog No.	Qty/Pkg
Surgical Kit	2414A	1 Ea
4.5 mmD Driva Intermediate Drills, 8-13 mmL/8-15 mmL	1212A/1213A	
5.0 mmD Countersink Drill	1214	
4.5 mmD Implant Body Try-in	1649	
2nd Stage Bone Contouring Tool, 5.0 mmD x 6.5 mmD	2406	
Surgical Tray and Threaded Implant Delivery Tools not included.		

1st Stage Bone Contouring Tools

For use when a flared component is placed at the time of implant placement.

Catalog Numbers			
	Description	Catalog No.	Qty/Pkg
	◆ 3.25 mm Diameter Platform 4.5 mm Flare	2181	1 Ea
	◆ 4.0 mm Diameter Platform 4.5 mm Flare	2182	1 Ea
	◆ 5.0 mm Diameter Platform 6.5 mm Flare	2184	1 Ea








The ZimVie Institute (ZBI) Dental Programs are designed and dedicated to helping practitioners obtain the knowledge, skills, and confidence that are essential for the practice of contemporary implant dentistry. The ZimVie Institute Programs – either continuing education or ZimVie product training – are developed and presented by outstanding university faculty and private practitioners from around the world and are currently divided into four levels of instruction.
















These programs provide both general practitioners and specialists with outstanding educational experiences for learning today's implant technology and, in the future, will provide an avenue for learning and incorporating "tomorrow's implant technology" as well. In essence, they help to ensure the very best in patient care by providing practitioners with an exceptional pathway for lifetime learning.

2nd Stage Bone Contouring Tools

For use when a flared component is placed at the time of implant uncovering.






Catalog Numbers			
Height	Catalog No.	Qty/Pkg	
 3.25 mm Diameter Platform/4.5 mm Flare	2403	1 Ea	
 4.0 mm Diameter Platform/4.5 mm Flare	2404	1 Ea	
 4.0 mm Diameter Platform/5.5 mm Flare	2405	1 Ea	
 5.0 mm Diameter Platform/6.5 mm Flare	2406	1 Ea	
 Manual Driver	2406	1 Ea	

Surgical Drills

Catalog Numbers			
Height	Catalog No.	Qty/Pkg	
Round Bur	1203	1 Ea	
 2.3 mmD Driva Pilot Drill, 8-13 mmL	1201A	1 Ea	
 2.3 mmD Driva Pilot Drill, 8-18 mmL	1202A	1 Ea	
 3.0 mmD Driva Intermediate Drill, 8-13 mmL	1204A	1 Ea	
 3.0 mmD Driva Intermediate Drill, 8-18 mmL	1205A	1 Ea	
 3.25 mmD Countersink Drill	1206	1 Ea	
 3.25 mmD Driva Final Drill, 8-13 mmL	1207A	1 Ea	
 3.25 mmD Driva Final Drill, 8-18 mmL	1208A	1 Ea	
 4.0 mmD Countersink Drill	1209	1 Ea	
 4.0 mmD Driva Final Drill, 8-13 mmL	1210A	1 Ea	
 4.0 mmD Driva Final Drill, 8-18 mmL	1211A	1 Ea	
 4.5 mmD Driva Intermediate Drill, 8-13 mmL	1212A	1 Ea	
 4.5 mmD Driva Intermediate Drill, 8-15 mmL	1213A	1 Ea	
 5.0 mmD Countersink Drill	1214	1 Ea	
 5.0 mmD Driva Final Drill, 8-13 mmL	1215A	1 Ea	
 5.0 mmD Driva Final Drill, 8-15 mmL	1216A	1 Ea	
Drill Extension	DE	1 Ea	
Tapered Pilot Drill, 2.1 mmD/1.6 mmD, 8 mmL	0201	1 Ea	
Driva Drill Cleaning Wire	NM1940	1 Ea	

NOTE: Please review package insert for cleaning instructions.







Single Patient Drills for Spline Twist and Spline Reliance Implants

Catalog Numbers			
	Description	Contents	Catalog No.
	Spline Common Drill Kit All Spline Implants	3.0 mmD Round Bur 2.3 mmD Pilot Drill 2.8 mmD Intermediate Drill 3.25 mmD Final Drill	SCOM SCOMS (Short)
	Countersink, Single Patient 3.75 mmD & 4.0 mmD Implants	4.0 mmD Countersink	SC4
	Drill, Single Patient 4.0 mmD & 5.0 mmD Implants	4.0 mmD Final Drill	S40 S40S (Short)
	Drill, Single Patient 5.0 mmD Implants	4.5 mmD Intermediate Drill	S45 S45S (Short)
	Countersink, Single Patient 5.0 mmD Implants	5.0 mmD Countersink	SC5
	Drill, Single Patient 5.0 mmD Implants	5.0 mmD Final Drill	S50 S50S (Short)

Snap Delivery Tool Kit for Spline Twist Implants

Catalog Numbers		
Description	Contents	Catalog No.
Tool Kit	2294	1 Ea
Mount Drivers, Short/Long	1690/1691	
Latchlock Driver	1692	
Countertorque Tool	1693	
Implant Tap Driver	1694	


Snap Delivery Tools

Catalog Numbers			
	Description	Contents	Catalog No.
	 Mount Driver, Short	1690	1 Ea
	Mount Driver, Long	1691	1 Ea
	Latchlock Driver	1692	1 Ea
	Countertorque Tool	1693	1 Ea
	Implant Tap Driver (Ratchet)	1694	1 Ea
	Handpiece Adapter	2726	1 Ea





Shaping the Future of Implant Dentistry.

ZimVie Dental is headquartered near San Diego in Carlsbad, California, and has direct operations in the U.S., Australia, Canada, China, France, Germany, Israel, Italy and Spain. In addition, our global network of exclusive distributors allows us to actively distribute our products in nearly 80 countries worldwide.










Registered to EN ISO 13485:2003, CMDCAS ISO 13485:2003, and compliant with US CFR Part 820. We offer one of the most comprehensive dental implant product lines that meets the industry's most stringent quality standards globally, including root-form endosseous dental implants, prosthetic attachments for restoration, surgical instrumentation, collagen-based wound healing and regenerative products, as well as bone graft products.






Thread Taps

	Catalog Numbers		
	Height	Catalog No.	Qty/Pkg
	3.25 mmD bone tap, 8-18 mmL	2719	1 Ea
	3.25 mmD bone tap, 8-15 mmL	2715	1 Ea
	3.75 mmD, 8-10 mmL	2727	1 Ea
	3.75 mmD, 8-15 mmL	2728	1 Ea
	3.75 mmD, 8-18 mmL Extended	2730	1 Ea
	5.0 mmD, 8-10 mmL	0540	1 Ea
	5.0 mmD, 8-15 mmL	0541	1 Ea
	5.0 mmD, 8-15 mmL Extended	0542	1 Ea

Parallel Pins and Implant Body Try-ins


	Catalog Numbers		
	Height	Catalog No.	Qty/Pkg
	2.0 mmD/3.0 mmD – Straight	1230	4 Ea
	2.0 mmD/3.0 mmD – 15°	1231	2 Ea
	 3.25 mmD	0414	1 Ea
	 4.0 mmD	0798	1 Ea
	 4.5 mmD (Used for 5.0 mmD Implant)	1649	1 Ea

Miscellaneous Surgical Instrumentation


	Catalog Numbers		
	Height	Catalog No.	Qty/Pkg
	Tapper Handle	0817	1 Ea
	Tapper Tips	0889	4 Ea
	Implant Body Retriever	0415	1 Ea
	Tissue Punch	0816	4 Ea
	0.035"D Hex Drive Tools 1 Short and 1 Long - For Spline Implant Healing Screws Only	1845	2 Ea

NOTE: 0.050"D Hex Drive Seating Tools are Catalog No. 0721 and may be found on page 17.

Spline Twist Implants 3.75 mmD



Spline Twist Implants 5.0 mmD

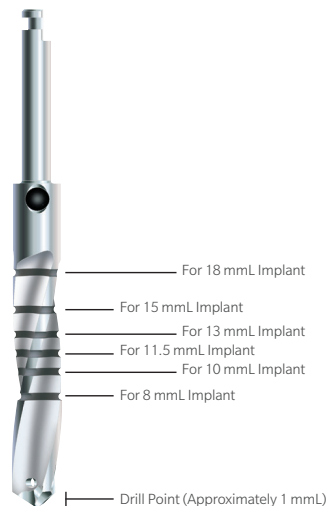


Refer to Instructions for Use, P/N 4718, for complete description of drill sequence. Use of a thread tap for self-tapping implants is not normally necessary. However, in very dense bone (e.g., type 1), pre-tapping the site may be necessary.

*Thread taps should be available if needed.


Marking System

The depth markings are machined and laser-etched for increased visibility. The bands are located 1 mm longer than the implant-abutment junction. (For example: The 13 mm band is dimensioned 14 mm from the tip of the drill.)




NOTE: To place the implant lines subcrestal, completely submerge the laser-etched band.


Spline Reliance Cylinder Implants 3.25 mmD



Spline Reliance Cylinder Implants 4.0 mmD



Spline Reliance Cylinder Implants 5.0 mmD



Patient Education Made Easy and Effective.

ZimVie Dental provides you with the tools essential to educate your patients about the benefits of dental implants. Patient education materials are a great way to begin the process.

Dental Implant Education

- Help patients accept dental implants as a treatment modality.
- Allow the patient to be part of the decision process.
- Explain why dental implants are not just an option, but represent the standard of care.
- Help build trust in your treatment (can be built into your consultation).
- Help patients visualize the consequences of leaving a missing tooth untreated, such as bone resorption, tissue degeneration, or the structure of the mouth changing.
- Provide office staff with the tools to participate in the presentation of dental implants.

Contact your local ZimVie Dental Sales Consultant today to find out more about our Patient Education tools or consult our website at:

www.ZimViebiometdental.com

Patient Education Brochures

Catalog Numbers		
Description	Catalog No.	Qty/Pkg
"Restoring Quality to Life" Brochure	0287	10/Pkg
"Ask Your Practitioner" Brochure Holder, Includes 1 Package of "Restoring Quality to Life" Brochures	4836	1 Ea
Puros Allografts "Healthy Bone Growth" Brochure	5590	25/Pkg

Patient Education Flip Chart

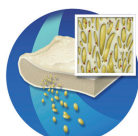
Catalog Numbers		
Description	Catalog No.	Qty/Pkg
Consider the Dental Implant Alternative	0293	1 Ea

Patient Education Models

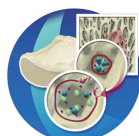
Catalog Numbers		
Description	Catalog No.	Qty/Pkg
Treatment Planning Model (For Internal and External Dental Implant Connections)	2001	1 Ea
SwissPlus® Implant and Hader® Bar Overdenture Model	MSPHB	1 Ea
Tapered Screw-Vent® Implant Maxillary Crown and Bridge Model	MTSVCB	1 Ea
AdVent® Implant Mandibular Ball and Cap Overdenture Model	MAVOD	1 Ea
Spline Implant Deluxe Model	0871	1 Ea
Locator Implant Model (Internal Connection Implants)	LOCMDL	1 Ea

Puros Allografts Refined Using the Unique Tutoplast® Process

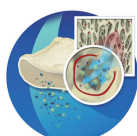
The Puros Allograft family of products is refined using the proprietary 5-stage Tutoplast Process. The Tutoplast Process has been fully validated for preservation of tissue biomechanical properties, viral inactivation, prion inactivation, healing and elimination of antigenicity.



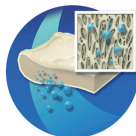
Delipidization



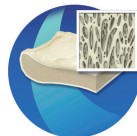
Osmotic treatment



Oxidative treatment



Solvent
dehydration



Low-dose
gamma irradiation

There is one slight difference between the hard and soft tissue processing. Hard tissue processing utilizes a delipidization step to inactivate lipid-enveloped viruses and to remove fat, enhancing the healing characteristics. Soft tissue processing mechanically removes fat and includes an alkaline treatment to reduce prion infectivity.

The Tutoplast Process preserves the natural collagen architecture of the graft tissue, providing an excellent matrix for host tissue regeneration and assimilation.

Hard Tissue Products

Puros Bone Allografts

Catalog Numbers		
	Description	Catalog No.
	Puros Cancellous Particles, 0.5cc, 250-1000	8210R
	Puros Cancellous Particles, 1.0cc, 250-1000	8211R
	Puros Cancellous Particles, 2.0cc, 250-1000	8209R
	Puros Cancellous Particles, 0.5cc, 1000-2000	8212R
	Puros Cancellous Particles, 1.0cc, 1000-2000	8213R
	Puros Cancellous Particles, 2.0cc, 1000-2000	8214R
	Puros Cortical Particles, 0.5cc, 250-1000	8271R
	Puros Cortical Particles, 1.0cc, 250-1000	8272R
	Puros Cortical Particles, 2.0cc, 250-1000	8273R
	Puros Cortical Particles, 0.5cc, 1000-2000	8274R
	Puros Cortical Particles, 1.0cc, 1000-2000	8275R
	Puros Cortical Particles, 2.0cc, 1000-2000	8276R
	Puros Block Allograft, 10 mm	8220R
	Puros Block Allograft, 15 mm	8221R

Working Together with Nature.



ZimVie Dental offers a complete line of complementary regenerative products to fulfill your clinical needs. Using collagen-based materials derived from natural sources, these products work with the host tissue to regenerate hard and soft tissue structures.

Hard- Tissue Products



ZimVie's Puros family of allograft bone products are recommended for use in cases such as sinus elevation, ridge augmentation, ridge preservation, socket repair and periodontal defects.

Soft- Tissue Products


ZimVie's family of soft tissue products includes Puros Dermis Allograft Tissue Matrix, ZimVie Socket Repair Membrane, Puros Pericardium Allograft Barrier Membranes, BioMend® Absorbable Collagen Membranes, and Colla Absorbable Collagen Wound Dressings. These products may be used in Guided Bone and Guided Tissue Regeneration procedures, as well as soft tissue augmentation and healing.

Soft Tissue Products


Puros Membrane Allografts

Catalog Numbers		
 	Description	Catalog No.
	Puros Pericardium Membrane, 15x20 mm	8770R
	Puros Pericardium Membrane, 20x30 mm	8771R
	Puros Pericardium Membrane, 30x40 mm	8772R
	Puros Dermis Tissue Matrix, 10x10 mm	8793R
	Puros Dermis Tissue Matrix, 10x20 mm	8790R
	Puros Dermis Tissue Matrix, 10x40 mm	8791R
	Puros Dermis Tissue Matrix, 20x40 mm	8792R




ZimVie Socket Repair Membrane

Catalog Numbers		
	Description	Catalog No.
	ZimVie Socket Repair Membrane, 10x20 mm	0154

BioMend and BioMend® Extend™ Absorbable Collagen Membranes

Catalog Numbers		
	Description	Catalog No.
	BioMend Membrane, 15x20 mm	0103
	BioMend Membrane, 20x30 mm	0105
	BioMend Membrane, 30x40 mm	0107
	BioMend Extend Membrane, 15x20 mm	0140
	BioMend Extend Membrane, 20x30 mm	0141
	BioMend Extend Membrane, 30x40 mm	0142

CollaTape[®], CollaCote[™] & CollaPlug[®] Collagen Wound Dressings

Catalog Numbers		
	Description	Catalog No.
	CollaTape Wound Dressing, 10/Pkg	0100
	CollaCote Wound Dressing, 10/Pkg	0101
	CollaPlug Wound Dressing, 10/Pkg	0102

Calcitite[®] HA 2040 Particles – Nonresorbable Dense Hydroxylapatite Bone Grafting Material

Catalog Numbers		
	Description	Catalog No.
	Individual Pack, Includes 1.5Gr Ampule, 1 Small-Bore Syringe and 1 Funnel	0006
	Individual Pack, Includes 4Gr Ampule, 1 Small-Bore Syringe and 1 Funnel	0007
	Individual Pack, Includes 1.5Gr Pre-Filled Syringe	0008

Calcitite HA 4060 Particles

Catalog Numbers		
	Description	Catalog No.
	Four Sterile 0.5Gr Ampules	0003

For more information, visit [ZimVie.com](https://www.ZimVie.com)

ZimVie

4555 Riverside Drive
Palm Beach Gardens, FL 33410
1-800-342-5454
Phone: +1-561-776-6700
Fax: +1-561-776-1272



Unless otherwise indicated, as referenced herein, all trademarks are the property of ZimVie; and all products are manufactured by one or more of the dental subsidiaries of ZimVie Holdings, Inc. and marketed and distributed by ZimVie Dental and its authorized marketing partners. For additional product information, please refer to the individual product labeling or instructions for use. Product clearance and availability may be limited to certain countries/regions. This material is intended for clinicians only and does not comprise medical advice or recommendations. Distribution to any other recipient is prohibited. This material may not be copied or reprinted without the express written consent of ZimVie Dental. ZVINST0154 REV A 09/23 ©2023 ZimVie. All rights reserved.

